



# Beginning Digraphs

## Reviewing Words

chalk ship write  
wrist throne knife whisk chili  
phone




**RF.1.3a**

© 2016 Teacher Gameroom

# How to Play

- Pass out a game board and chips to each student.
- 2 ways to play: **In order** or **random**.
- Click "**answer**" button to reveal the answer.
- Click "**next**" to go to the next question (For "in order" play.)
- Click "**board**" to go to the board for another random question.
- Click "**back**" to go to the previous question.
- 3 in a row wins.



© 2016 Teacher Gameroom


**Done** Question Board **Stop**

?	?	?	?	?	?	?
?	?	?	?	?	?	?
?	?	?	?	?	?	?
?	?	?	?	?	?	?

© 2016 Teacher Gameroom

## Question 1


What is the picture below?



**Board** **Answer**  
**Back** **Next**

© 2016 Teacher Gameroom


Question 2  
What is the picture below?



Board Answer  
Back Next

© 2016 Teacher Gameroom


Question 3  
What is the picture below?



Board Answer  
Back Next

© 2016 Teacher Gameroom

Question 4  
What is the picture below?



Board Answer  
Back Next

© 2016 Teacher Gameroom

Question 5  
What is the picture below?



Board Answer  
Back Next

© 2016 Teacher Gameroom