

COMPARING NUMBERS

Find the Leprechaun Game

St. Patrick's Day Edition



GO

I.NBT.3

© 2016 Powerpoint Gaming

How to Play

- Divide into groups and decide who goes first.
- Start the game in "Slideshow Mode" and start with the first questions.
- Click "Answer" box for answer.
- Click "Board" to go back to scoreboard.
- If answered correctly, go to the scoreboard and choose a square that you think Leprechaun is hiding behind.
- The first team to find the most Leprechaun any time.
- Click "Done" when all questions have been answered.
- Questions already answered disappear automatically.

GO

© 2016 Powerpoint Gaming

Question Board

Questions

?	?	?	?	?
?	?	?	?	?
?	?	?	?	?
?	?	?	?	?
?	?	?	?	?

1

Done

Stop

© 2016 Powerpoint Gaming


Question 1

Compare.

97 > 82

ANSWER

BOARD

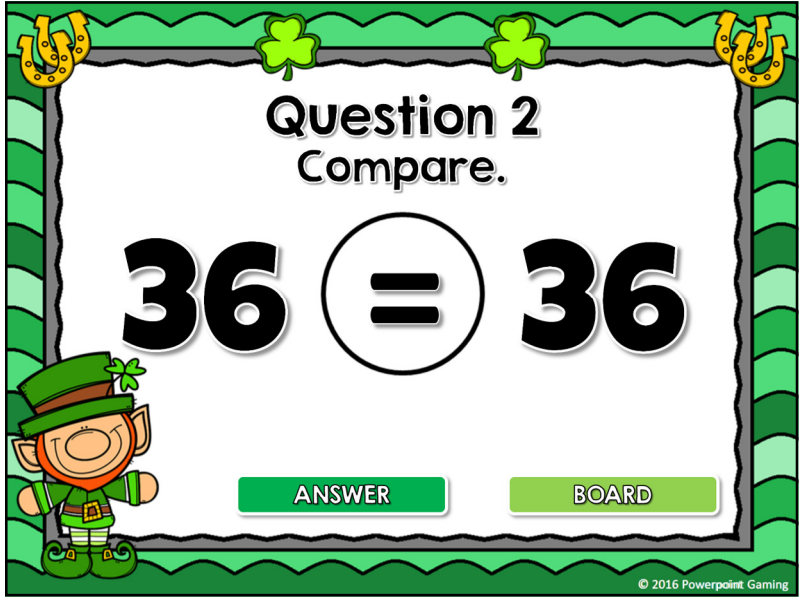



© 2016 Powerpoint Gaming

Question 2
Compare.

36 = 36

ANSWER BOARD

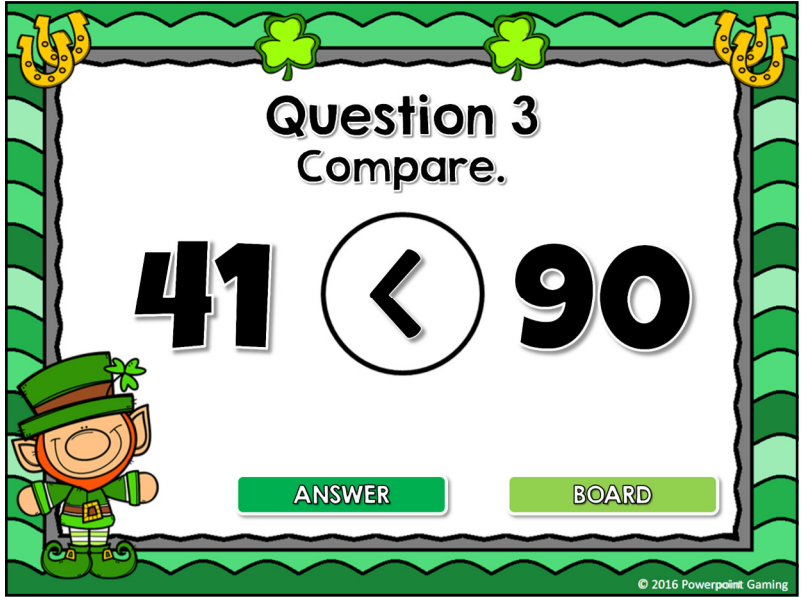



© 2016 Powerpoint Gaming

Question 3
Compare.

41 < 90

ANSWER BOARD

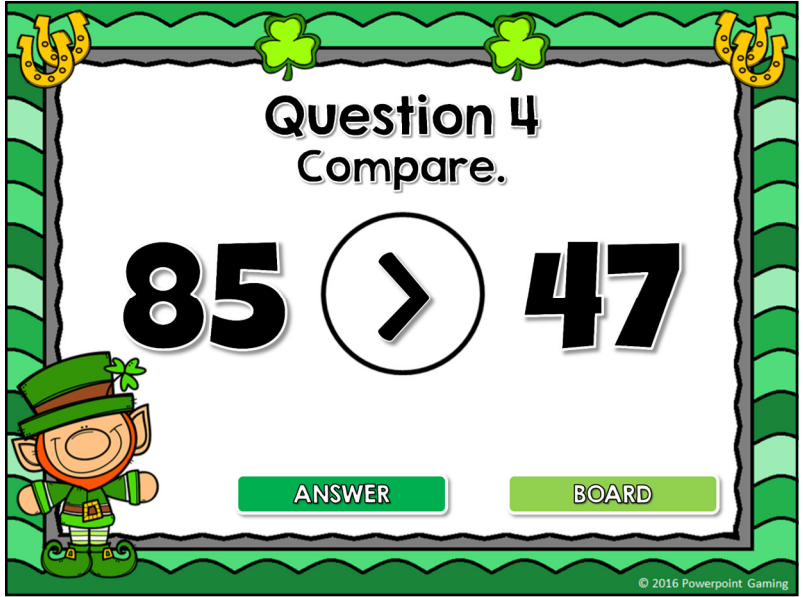



© 2016 Powerpoint Gaming

Question 4
Compare.

85 > 47

ANSWER BOARD

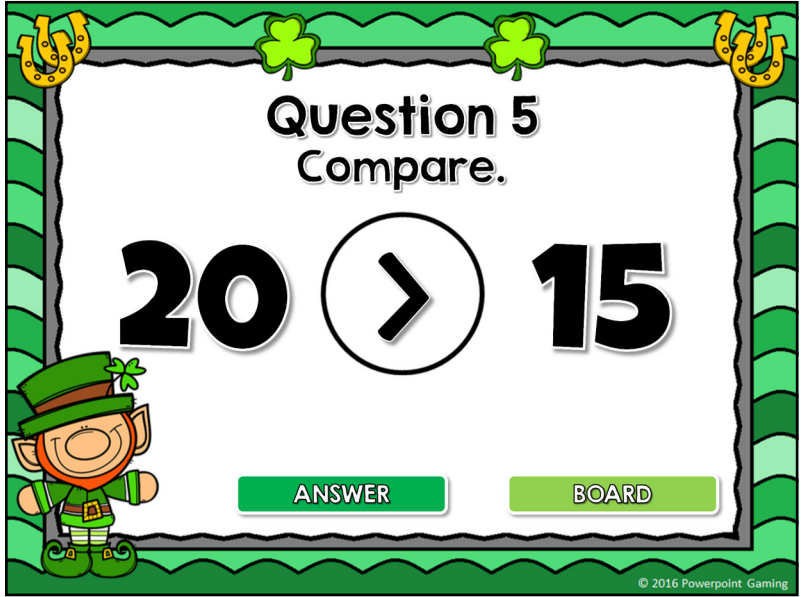



© 2016 Powerpoint Gaming

Question 5
Compare.

20 > 15

ANSWER BOARD



© 2016 Powerpoint Gaming