

Naming Shapes

Identifying Shapes

Directions Let's Play

How to Play







Identify each shape.
Click the **green triangle** to go the next word.
Click **red square** to exit the game at any time.


A large red circle is centered in the white area. A small red square is in the bottom left, and a green triangle is in the bottom right. A girl character is on the left and a boy character is on the right.

A large orange triangle is centered in the white area. A small red square is in the bottom left, and a green triangle is in the bottom right. A girl character is on the left and a boy character is on the right.

A large yellow square is centered in the white area. A small red square is in the bottom left, and a green triangle is in the bottom right. A girl character is on the left and a boy character is on the right.

A large green square is centered in the white area. A small red square is in the bottom left, and a green triangle is in the bottom right. A girl character is on the left and a boy character is on the right.





Terms of Use

You may use this game for your classroom. Please do not share if you did not purchase multiple licenses. Do not alter them in any way. Please do not copy or resell my products!

Please provide feedback! Go to **"My Purchases"** and click **"Provide Feedback"**. Earn TPT Credit for future purchases!

Become a follower on [TpT](#), [Pinterest](#), [Bloglovin'](#), [YouTube](#), [my Blog](#), and [Facebook](#) to win prizes.

Clip Art by Zip-a-Dee-Doo-Dah Designs and Whimsy Clips

HAPPY TEACHINGS



Love this game? Want more?

Get a Yearly License and receive every game made this school year!

Get a Permanent License and receive every game ever made!



Yearly License
Every Game!
\$25.00

Permanent License
Every Game!
\$100.00