

By purchasing this product, you agree not to share, resell, copy, or alter this product in anyway. You agree not share without the purchase of multiple licenses. All sales final

# FRYWORDS

## A TIC-TAC-TOE GAME

### 1ST 100 WORDS

it were to look as  
so all like

© Teacher Gameroom

# How to Play

- There are 10 games.
- Like regular Tic-Tac-Toe, try to get 3 in a row to win.
- Click on a square to go to your first question.
- Say the sight word correctly.
- If the sight word is said correctly, click on the team's respective letter (X or O).
- If the sight word is wrong, give it to other team.
- Click on the correct O or X.
- When clicking on the "O", click on it, **NOT IN THE CENTER!**
- Click "Stop" to end the game.
- Click "Game Mode" to choose the game mode.
- Click "Main Menu" to go to title screen.

© Teacher Gameroom

# Choose a Game!

Game 1 Game 2 Game 3  
Game 4 Game 5 Game 6  
Game 7 Game 8 Game 9  
Game 10 Game 11 Game 12

© Teacher Gameroom

# Game Board 1


X	the	of	and	O
	a	to	in	
	is	you	that	

Reset  
Game Mode  
Stop


© Teacher Gameroom

By purchasing this product, you agree not to share, resell, copy, or alter this product in anyway. You agree not share without the purchase of multiple licenses. All sales final


© 2017 Teacher Gameroom (Chandra Martin)

**X** Game Board 2 


it	he	was
for	on	are
as	with	his




Reset  
Game Mode  
Stop

**X** Game Board 3 


they	I	at
be	this	have
from	or	one




Reset  
Game Mode  
Stop

**X** Game Board 4 


had	by	words
but	not	what
all	were	we



Reset  
Game Mode  
Stop

**X** Game Board 5 

when	your	can
said	there	use
an	each	which



Reset  
Game Mode  
Stop