

Identifying PLACE VALUE

A **Students** vs. **Students** Game

4.NBT.2

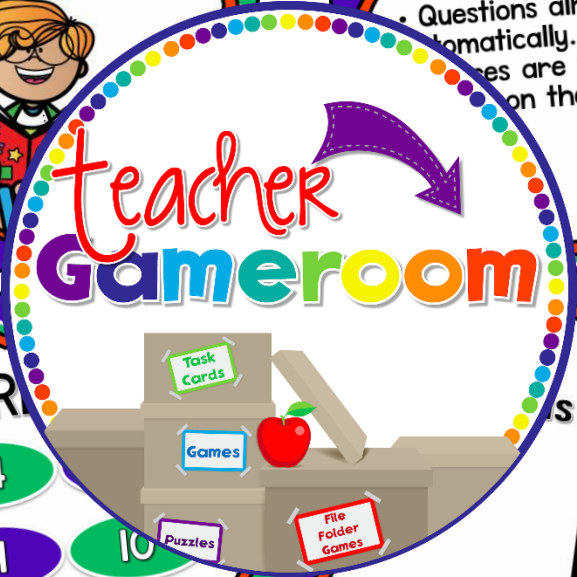
GO

HOW TO PLAY

- Divide into groups. Choose a group to go first.
- Start with the first question.
- Click "Answer" box for answer.
- Click "Board" to go back to scoreboard.
- Click "Quit" to quit the game at any time.
- Click "Done" when all questions have been answered.
- Questions already answered should disappear automatically.

Answers are to be TYPED IN during Slideshow mode by clicking on the "0" and typing in the score.

GO



DONE QUESTION BOARD

1	2	3	4
6	7	8	9
11	12	13	14
16	17	18	19
20	TIE		

Team A 000 Team B 000 Team C 000 Team D 000

GO

Question 1

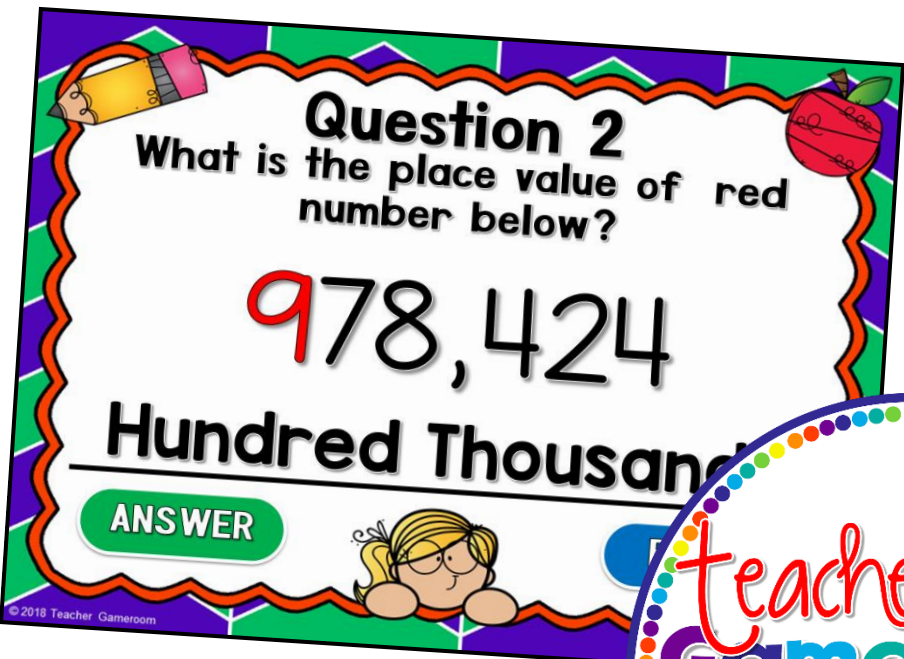
What is the place value of red number below?

108,551

Hundreds

ANSWER

BOARD






Question 2
What is the place value of red number below?

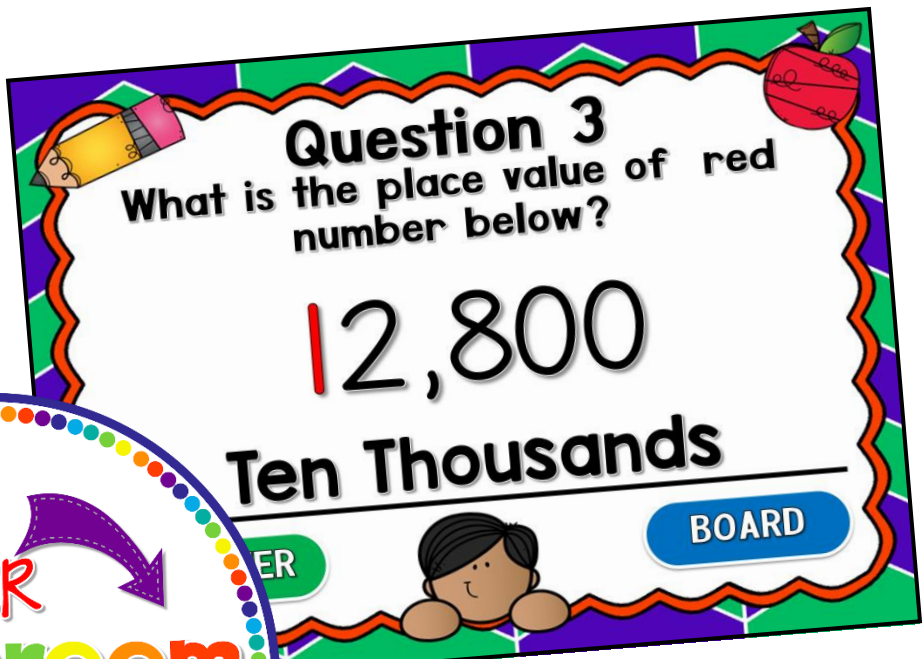
978,424

Hundred Thousands

ANSWER



© 2018 Teacher Gameroom






Question 3
What is the place value of red number below?

12,800

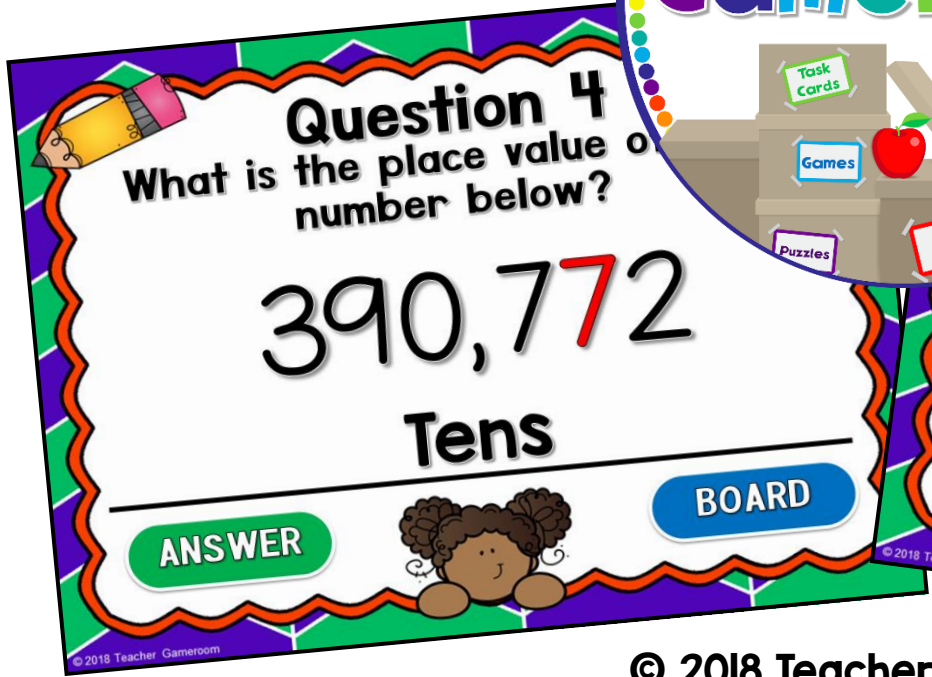
Ten Thousands

ANSWER

BOARD



© 2018 Teacher Gameroom





Question 4
What is the place value of red number below?

390,772

Tens

ANSWER

BOARD



© 2018 Teacher Gameroom



Question 5
What is the place value of red number below?

6,043

Thousands

ANSWER

BOARD



© 2018 Teacher Gameroom