



different types of TRIANGLES


A TEST PREP Game



© 2020 Teacher Gameroom

HOW TO PLAY

- Start with the first question.
- Name the triangle by its sides.
- Click "A, B, or C" button for answer.
- A "Check" will appear for correct answers.
- An "X" will appear for incorrect answers.
- Click "Board" to go back to scoreboard.
- Click "Stop" to exit game.
- Click "Done" when all questions have been answered.
- Questions answered disappear automatically.




© 2020 Teacher Gameroom


DONE QUESTION BOARD STOP


Question 1	Question 2	Question 3	Question 4	Question 5
Question 6	Question 7	Question 8	Question 9	Question 10
Question 11	Question 12	Question 13	Question 14	Question 15
Question 16	Question 17	Question 18	Question 19	Question 20
Question 21	Question 22	Question 23	Question 24	Question 25



© 2020 Teacher Gameroom

Question 1 – Name the triangle.

 **Right**

 **Acute**

 **Obtuse**



BACK **BOARD** **NEXT**


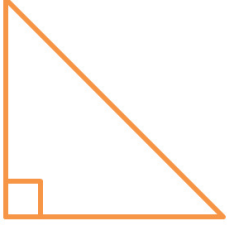
© 2020 Teacher Gameroom

Question 2 – Name the triangle.

Right

Acute

Obtuse



BACK **BOARD** **NEXT**


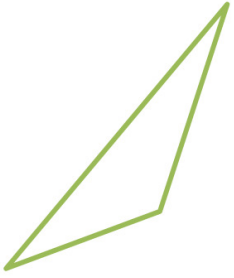
© 2020 Teacher Gameroom

Question 3 – Name the triangle.

Right

Acute

Obtuse



BACK **BOARD** **NEXT**



© 2020 Teacher Gameroom

Question 4 – Name the triangle.

Right

Acute

Obtuse



BACK **BOARD** **NEXT**


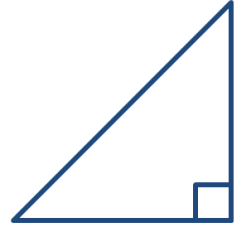
© 2020 Teacher Gameroom

Question 5 – Name the triangle.

Right

Acute

Obtuse



BACK **BOARD** **NEXT**

© 2020 Teacher Gameroom