

LETTER D

TIC-TAC-TOE GAME



D



d

D

Teacher
Gamerroom

HOW TO PLAY

- There are 4 games.
- Like regular Tic-Tac-Toe, try to get 3 in a row to win.
- Click on a square to go to your first letter.
- Say the letter correctly. If the letter is said correctly, click on the respective letter (X)
- If the letter is wrong, give it to other team.
- Click on the correct O or X.
- When clicking on the "O", click on it, **NOT IN THE CENTER!**
- Click "Stop" to end the game.
- Click "Game Mode" to choose the game mode.
- Click "Main Menu" to go to title screen.

BACK

© 2018 Teacher Gamerroom

Which Game

Game 1

Game 2

Game 3

Game 4

Directions

© 2018 Teacher Gamerroom

this game? Want more?
See the photos for more details.



Get a Kindergarten Bundle and receive every game made for kindergarten!



Get a First Grade Bundle and receive every game made for first Grade!




Get a Permanent License and receive every game ever made!

© 2018 Teacher Gamerroom

Board #1

HOME
NEXT


D	d	D
d	Free	d
D	d	



Board #1

HOME
NEXT


D	d	X O
X	O	d
D	d	D




Board #2

HOME
NEXT


d	D	
D	Free	D
d	D	d



#2

HOME
NEXT


d	D	d
D	O	D
d	X	X O



Board #3

HOME
NEXT


D	d	D
D	Free	d
D	d	



Board #3

HOME
NEXT


X	O	O
O	X	X
X	O	O




Board #4

HOME
NEXT

D	d	
d	Free	d
d	D	D



#4

D	d	D
X	O	d
d	X O	D

