

# LETTER E

## TIC-TAC-TOE GAME

GO

© 2018 Teacher Gameroom

# HOW TO PLAY

- There are 4 games.
- Like regular Tic-Tac-Toe, try to get 3 in a row to win.
- Click on a square to go to your first letter.
- Say the letter correctly. If the letter is said correctly, click on the respective letter (X).
- If the letter is wrong, give it to other team.
- Click on the correct O or X.
- When clicking on the "O", click on it, **NOT IN THE CENTER!**
- Click "Stop" to end the game.
- Click "Game Mode" to choose the game mode.
- Click "Main Menu" to go to title screen.

BACK

© 2018 Teacher Gameroom



# Which Game

Game 1

Game 2

Game 3

Game 4

Directions

© 2018 Teacher Gameroom

# is this game? Want more?

See the photos for more details.

Get a Kindergarten Bundle and receive every game made for kindergarten!

Get a First Grade Bundle and receive every game made for first Grade!

Get a Permanent License and receive every game ever made!

© 2018 Teacher Gameroom

**Board #1**

HOME  
NEXT

E	e	E
e	Free	e
E	e	

© 2018 Teacher Gameroom

**Board #1**

HOME  
NEXT

E	e	X O
X	O	e
E	e	E

© 2018 Teacher Gameroom



**Board #2**

HOME  
NEXT

e	E	
E	Free	E
e	E	e

© 2018 Teacher Gameroom

**#2**

HOME  
NEXT


e	E	e
E	X	E
e	O	X O

© 2018 Teacher Gameroom

### Board #3

HOME  
NEXT

e	e	E
E	Free	e
e	E	




© 2018 Teacher Gameroom

### Board #2

HOME  
NEXT

e	E	e
E	X	E
e	O	X O




© 2018 Teacher Gameroom



### Board #4

HOME  
NEXT

E	E	
e	Free	e
E	e	E




© 2018 Teacher Gameroom

### #4

HOME  
NEXT

E	X	e
X	O	e
E	O	X O



© 2018 Teacher Gameroom