

# LETTER J

## TIC-TAC-TOE GAME



# HOW TO PLAY

- There are 4 games.
- Like regular Tic-Tac-Toe, try to get 3 in a row to win.
- Click on a square to go to your first letter.
- Say the letter correctly. If the letter is said correctly, click on the respective letter (X).
- If the letter is wrong, give it to other team.
- Click on the correct O or X.
- When clicking on the "O", click on it, **NOT IN THE CENTER!**
- Click "Stop" to end the game.
- Click "Game Mode" to choose the game mode.
- Click "Main Menu" to go to title screen.

Teacher  
Gameroom

# Which Game

Game 1

Game 2

Game 3

Game 4

Directions

is this game? Want more?  
See the photos for more details.



Get a Kindergarten Bundle and receive every game made for kindergarten!



Get a First Grade Bundle and receive every game made for first Grade!




Get a Permanent License and receive every game ever made!

**Board #1**

HOME  
NEXT


J	j	J
j	Free	j
J	j	



**Board #1**

HOME  
NEXT


	X	O	j
J	X	O	J
j	J	j	




**Board #2**

HOME  
NEXT


j	J	
J	Free	J
j	J	j



**Board #2**


HOME  
NEXT

J	j	X
j	O	j
J	X	O



**Board #3**

HOME  
NEXT




J	j	J
J	Free	j
J	j	

© 2018 Teacher Gameroom

**Board #3**

HOME  
NEXT




J	j	j
J	○	j
✗	J	✗ ○

© 2018 Teacher Gameroom



**Board #4**


HOME  
NEXT



j	J	
j	Free	J
J	j	J

© 2018 Teacher Gameroom

**#4**



j	J	✗ ○
j	✗	J
J	○	j

© 2018 Teacher Gameroom