


LETTER K

TIC-TAC-TOE GAME



HOW TO PLAY

- There are 4 games.
- Like regular Tic-Tac-Toe, try to get 3 in a row to win.
- Click on a square to go to your first letter.
- Say the letter correctly. If the letter is said correctly, click on the respective letter (X).
- If the letter is wrong, give it to other team.
- Click on the correct O or X.
- When clicking on the "O", click on it, **NOT IN THE CENTER!**
- Click "Stop" to end the game.
- Click "Game Mode" to choose the game mode.
- Click "Main Menu" to go to title screen.

BACK

© 2018 Teacher Gameroom

Teacher
Gameroom

Which Game

Game 1

Game 2


Game 3

Game 4

Directions

© 2018 Teacher Gameroom

this game? Want more?
See the photos for more details.



Get a Kindergarten Bundle and receive every game made for kindergarten!



Get a First Grade Bundle and receive every game made for first Grade!




Get a Permanent License and receive every game ever made!

© 2018 Teacher Gameroom

Board #1

HOME
NEXT

k	K	k
K	Free	K
k	K	




© 2018 Teacher Gameroom

Board #2

HOME
NEXT

K	k	X O
k	O	k
K	X	K




© 2019 Teacher Gameroom



Board #2

HOME
NEXT

K	k	
k	Free	k
K	k	K




© 2018 Teacher Gameroom

#3

HOME
NEXT

K	X O	k
k	X	K
K	k	O




© 2019 Teacher Gameroom

Board #3

HOME
NEXT

K	K	k
k	Free	K
K	k	




© 2019 Teacher Gameroom

Board #4

HOME
NEXT

k	K	k
X	O	X
K	k	K




© 2019 Teacher Gameroom



Board #4

HOME
NEXT

k	K	
K	Free	k
K	k	K




© 2018 Teacher Gameroom

Board #1

HOME
NEXT

k	K	k
X	O	K
X	O	K
K		k



© 2019 Teacher Gameroom