

# LETTER M

## TIC-TAC-TOE GAME



# HOW TO PLAY

- There are 4 games.
- Like regular Tic-Tac-Toe, try to get 3 in a row to win.
- Click on a square to go to your first letter.
- Say the letter correctly. If the letter is said correctly, click on the respective letter (X).
- If the letter is wrong, give it to other team.
- Click on the correct O or X.
- When clicking on the "O", click on it, **NOT IN THE CENTER!**
- Click "Stop" to end the game.
- Click "Game Mode" to choose the game mode.
- Click "Main Menu" to go to title screen.

BACK

© 2018 Teacher Gameroom

Teacher  
Gameroom

# Which Game

Game 1

Game 2

Game 3

Game 4

Directions

© 2018 Teacher Gameroom

is this game? Want more?  
See the photos for more details.



Get a Kindergarten Bundle and receive every game made for kindergarten!



Get a First Grade Bundle and receive every game made for first grade!




Get a Permanent License and receive every game ever made!

© 2018 Teacher Gameroom

**Board #1**

HOME  
NEXT

M	m	M
m	Free	m
M	m	




© 2018 Teacher Gameroom

**Board #1**

HOME  
NEXT

M	m	X O
O	X	m
M	m	M



© 2018 Teacher Gameroom



**Board #2**

HOME  
NEXT

m	M	
M	Free	M
m	M	m




© 2018 Teacher Gameroom

**Board #2**

HOME  
NEXT


m	X O	m
M	O	M
X	M	m



© 2018 Teacher Gameroom

**Board #3**


HOME  
NEXT



M	m	M
m	Free	M
M	m	

**Board #3**

HOME  
NEXT




M	m	M
m	X	O
M	m	X O



**Board #4**


HOME  
NEXT



m	M	
M	Free	m
m	M	M

**Board #4**

HOME  
NEXT



m	X O	m
M	Free	X
O	M	M