


LETTER R

TIC-TAC-TOE GAME



HOW TO PLAY

- There are 4 games.
- Like regular Tic-Tac-Toe, try to get 3 in a row to win.
- Click on a square to go to your first letter.
- Say the letter correctly. If the letter is said correctly, click on the respective letter (X).
- If the letter is wrong, give it to other team.
- Click on the correct O or X.
- When clicking on the "O", click on it, **NOT IN THE CENTER!**
- Click "Stop" to end the game.
- Click "Game Mode" to choose the game mode.
- Click "Main Menu" to go to title screen.



Which Game?

- Game 1
- Game 2
- Game 3
- Game 4
- Directions

Which game? Want more?
See the photos for more details.



Get a Kindergarten Bundle and receive every game made for kindergarten!


Get a First Grade Bundle and receive every game made for first Grade!

Get a Permanent License and receive every game ever made!

Board #1

HOME
NEXT

R	r	R
r	Free	r
R	r	




© 2018 Teacher Gameroom

Board #1

HOME
NEXT

R	r	X O
X	O	r
R	r	R




© 2018 Teacher Gameroom



Board #2

HOME
NEXT

r	R	
R	Free	R
r	R	r




© 2018 Teacher Gameroom

#2

HOME
NEXT

r	R	r
R	O	R
X	X O	r




© 2018 Teacher Gameroom

Board #3

HOME
NEXT

R	R	r
r	Free	R
R	r	




© 2018 Teacher Gameroom

Board #3

HOME
NEXT

○	R	× ○
r	×	R
R	r	r



© 2018 Teacher Gameroom



Board #4

HOME
NEXT

r	r	
R	Free	r
r	R	R




© 2018 Teacher Gameroom

#4

HOME
NEXT

○	r	R
R	Free	×
r	R	× ○



© 2018 Teacher Gameroom