

LETTER V

TIC-TAC-TOE GAME

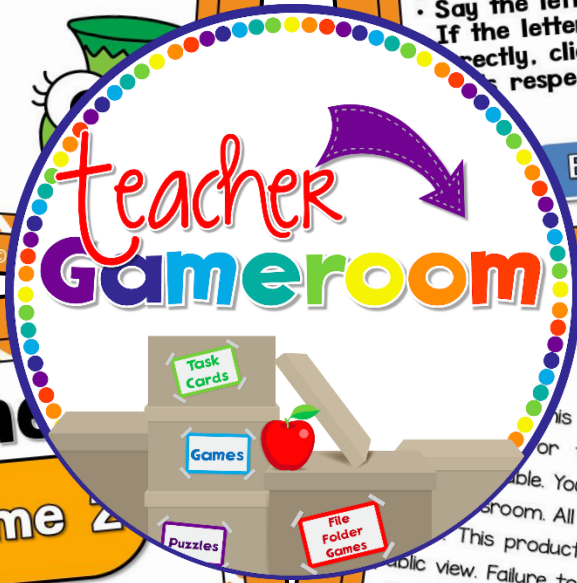
GO

HOW TO PLAY

- There are 4 games.
- Like regular Tic-Tac-Toe, try to get 3 in a row to win.
- Click on a square to go to your first letter.
- Say the letter correctly. If the letter is said correctly, click on the respective letter (X).
- If the letter is wrong, give it to other team.
- Click on the correct O or X.
- When clicking on the "O", click on it, **NOT IN THE CENTER!**
- Click "Stop" to end the game.
- Click "Game Mode" to choose the game mode.
- Click "Main Menu" to go to title screen.

BACK

© 2018 Teacher Gameroom



Which Game

Game 1

Game 2

Game 3

Game 4

Directions

© 2018 Teacher Gameroom

Terms of Use

This license, you agree not to share, resell, copy, or alter for the games included in any way. This product is available. You do not own the games. Only the right to use them in the gameroom. All games, clip art, and other elements are copyrighted by Teacher Gameroom. This product may not be distributed or displayed digitally for public view. Failure to comply is a copyright infringement and a violation of the Digital Millennium Copyright Act (DMCA). Clipart and elements found in this product are copyrighted and cannot be extracted and used outside of this file without permission or license.

HAPPY TEACHINGS


Clip Art and Fonts by:

© 2018 Teacher Gameroom

Board #1

HOME
NEXT

V	V	V
V	Free	V
V	V	V




© 2018 Teacher Gameroom

Board #1

HOME
NEXT

V	V	V
V	○	× ○
×	V	V



© 2018 Teacher Gameroom



Board #2

HOME
NEXT

V	V	V
V	Free	V
V	V	V




© 2018 Teacher Gameroom

#2

HOME
NEXT

V	○	×
V	×	○
V	V	V




© 2018 Teacher Gameroom

Board #3

HOME
NEXT

V	V	V
V	Free	V
V	V	V




© 2018 Teacher Gameroom

Board #3

HOME
NEXT

V	V	V
V	Free	X
V	X O	O




© 2018 Teacher Gameroom



Board #4

HOME
NEXT

V	V	V
V	Free	V
V	V	V




© 2018 Teacher Gameroom

#4

HOME
NEXT

V	V	V
O	X	V
X O	V	V



© 2018 Teacher Gameroom