

LETTER W

TIC-TAC-TOE GAME



BACK

HOW TO PLAY

- There are 4 games.
- Like regular Tic-Tac-Toe, try to get 3 in a row to win.
- Click on a square to go to your first letter.
- Say the letter correctly. If the letter is said correctly, click on the respective letter (X).
- If the letter is wrong, give it to other team.
- Click on the correct O or X.
- When clicking on the "O", click on it, **NOT IN THE CENTER!**
- Click "Stop" to end the game.
- Click "Game Mode" to choose the game mode.
- Click "Main Menu" to go to title screen.

© 2018 Teacher Gamerroom

Which Game

Game 1

Game 2

Game 3

Game 4

Directions

© 2018 Teacher Gamerroom

This game? Want more?
See the photos for more details.



Get a Kindergarten Bundle and receive every game made for kindergarten!



Get a First Grade Bundle and receive every game made for first grade!




Get a Permanent License and receive every game ever made!

© 2018 Teacher Gamerroom

Board #1

HOME
NEXT

W	w	W
w	Free	w
W	w	



© 2018 Teacher Gameroom

Board #1

HOME
NEXT

W	w	W
X O	O	w
W	w	X




© 2018 Teacher Gameroom



Board #2

HOME
NEXT


w	W	
W	Free	W
w	W	w



© 2018 Teacher Gameroom


#2

w	X O	w
W	O	W
X	W	w



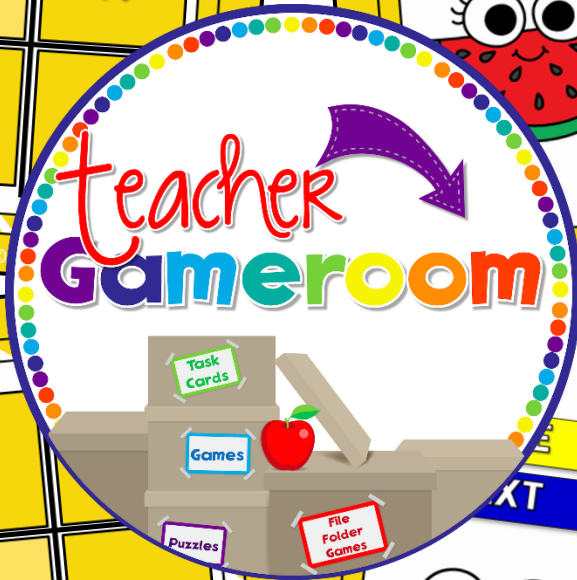
© 2018 Teacher Gameroom

Board #3


HOME	w	W	w
NEXT	W	Free	W
	w	w	

Board #2


HOME	w	X O	w
NEXT	W	O	W
	X	W	w



Board #4

HOME	W	w	
NEXT	w	Free	w
	w	W	W

#4

	W	w	X
	X O	X	w
	O	O	W