

LETTER Y

TIC-TAC-TOE GAME



HOW TO PLAY

- There are 4 games.
- Like regular Tic-Tac-Toe, try to get 3 in a row to win.
- Click on a square to go to your first letter.
- Say the letter correctly. If the letter is said correctly, click on the respective letter (X).
- If the letter is wrong, give it to other team.
- Click on the correct O or X.
- When clicking on the "O", click on it, **NOT IN THE CENTER!**
- Click "Stop" to end the game.
- Click "Game Mode" to choose the game mode.
- Click "Main Menu" to go to title screen.

BACK

© 2018 Teacher Gameroom



Which Game

- Game 1
- Game 2
- Game 3
- Game 4
- Directions

© 2018 Teacher Gameroom

is this game? Want more?
See the photos for more details.



Get a Kindergarten Bundle and receive every game made for kindergarten!



Get a First Grade Bundle and receive every game made for first Grade!



Get a Permanent License and receive every game ever made!

© 2018 Teacher Gameroom

Board #1

HOME
NEXT

Y	y	Y
y	Free	y
Y	y	

© 2018 Teacher Gameroom

Board #1

HOME
NEXT

Y	y	X O
X	O	y
Y	y	Y

© 2018 Teacher Gameroom



Board #2

HOME
NEXT

y	Y	
Y	Free	Y
y	Y	y

© 2018 Teacher Gameroom

Board #2

HOME
NEXT


y	O	Y
Y	X	Y
y	Y	X O

© 2018 Teacher Gameroom

Board #3

HOME
NEXT


Y	y	Y
y	Free	y
Y	Y	



Board #3

HOME
NEXT


× ○	×	Y
y	○	y
Y	Y	Y




Board #4

HOME
NEXT

y	Y	
Y	Free	y
Y	Y	Y



#4

HOME
NEXT

○	Y	y
Y	×	× ○
Y	y	Y

