

Making 10

Christmas Edition

GO

How to Play

- Choose a student to go first.
- Start with the first question.
- Click on the Penguin for answer.
- Click "Scoreboard" to go back to scoreboard.
- Click "Stop" to exit game.
- Click "Finish" when all questions have been answered.
- Questions already answered should disappear automatically.
- Scores are to be TYPED IN during Slideshow mode by clicking on the "00".
- The students get points for correct answers.
- The teacher gets points for incorrect answers.

GO

Question Board

Teacher 000 Students 000

1	2	3	4	5
6	7	8	9	10
11	12	13	14	15
16	17	18	19	20

Buttons: DONE, STOP

Question 1

$8 + 2 = 10$

ANSWER SCOREBOARD

Question 2

$3 + 7 = 10$

SCOREBOARD ANSWER

Question 3

$1 + 9 = 10$

ANSWER SCOREBOARD

Question 4

$2 + 8 = 10$

SCOREBOARD ANSWER

Question 5

$5 + 5 = 10$

ANSWER SCOREBOARD

Question 6

$7 + 3 = 10$

SCOREBOARD ANSWER


Question 7

							
---	---	---	---	--	--	--	--

 $4 + 6 = 10$

[ANSWER](#) [SCOREBOARD](#)









Question 8


							
							

 $10 + 0 = 10$

[SCOREBOARD](#) [ANSWER](#)




Question 9


							
							

 $9 + 1 = 10$

[ANSWER](#) [SCOREBOARD](#)








Question 10


							
							

 $6 + 4 = 10$

[SCOREBOARD](#) [ANSWER](#)










Question 11


							
							

 $7 + 3 = 10$

[ANSWER](#) [SCOREBOARD](#)


Question 12


							
							

 $8 + 2 = 10$

[SCOREBOARD](#) [ANSWER](#)

Question 13


							
---	--	--	--	--	--	--	--

 $1 + 9 = 10$

[ANSWER](#) [SCOREBOARD](#)






Question 14


--	--	--	--	--	--	--	--

 $0 + 10 = 10$

[SCOREBOARD](#) [ANSWER](#)

Question 15

							
---	---	---	---	---	--	--	--

 $5 + 5 = 10$

[ANSWER](#) [SCOREBOARD](#)

Question 16

$9 + 1 = 10$

SCOREBOARD ANSWER

Question 17

$3 + 7 = 10$

ANSWER SCOREBOARD

Question 18

$2 + 8 = 10$

SCOREBOARD ANSWER

Question 19

$4 + 6 = 10$

ANSWER SCOREBOARD

Question 20

$6 + 4 = 10$

SCOREBOARD ANSWER

Thanks for playing!

Terms of Use

You may use this game for your classroom. Please do not share if you did not purchase multiple licenses. Do not alter them in any way. Please do not copy or resell my products!

Please provide feedback! Go to "My Purchases" and click "Provide Feedback". Earn TPT Credit for future purchases!

Become a follower on [Tut](#), [Pinterest](#), [Bloglovin'](#), [my Blog](#), and [Facebook](#) to win prizes and freebies.

Clip Art by Zip-a-Dee-Doo-Dah Designs and mycutegraphics.com.
Fonts by Jackie Golden.

Love this game? Want more?

Get a Yearly License and receive every game made this school year!

Get a Permanent License and receive every game ever made! Past, present, & future games!

Don't forget to follow me on [Facebook](#) to win free powerpoint games during my Christmas Advent Event!

25 Days of new Powerpoint Games with a giveaway each day and a special freebie on Christmas Day!