

Making 10

St. Patrick's Day Edition

K.OA.4

GO

HOW TO PLAY

- Choose a student to go first. Start with the first question.
- Click "Answer" box for the answer.
- Click "Scoreboard" to go back to the scoreboard.
- Click "Stop" to exit the game.
- Click "Done" when all questions have been answered.
- Questions answered disappear automatically.
- Scores are added by tapping the "0".
- Scores only go up! Points can not be taken away!
- The students get points for correct answers.
- The teacher gets points for incorrect answers.

GO

done Question Board STOP

1	2	3	4	5
6	7	8	9	10
11	12	13	14	15
16	17	18	19	20

Teacher 0 STUDENTS 0

Question 1

$3 + \underline{\quad ? \quad} = 10$

ANSWER SCOREBOARD

QUESTION 2










1 + ? = 10

[SCOREBOARD](#) [ANSWER](#)




©2015 Powerpoint Gaming

QUESTION 3








9 + ? = 10

[ANSWER](#) [SCOREBOARD](#)




©2015 Powerpoint Gaming

QUESTION 4

7 + ? = 10

[SCOREBOARD](#) [ANSWER](#)




©2015 Powerpoint Gaming

QUESTION 5

0 + ? = 10

[ANSWER](#) [SCOREBOARD](#)



©2015 Powerpoint Gaming