

Naming Fractions

A Students vs. Students Game
Christmas Edition

GO

3.NF.1

How to Play

- Divide your class into groups. Choose a group to go first. Start with the first question.
- Click "Answer" box for answer.
- Click "Board" to go back to scoreboard.
- Click "Quit" to quit the game at any time.
- Click "Done" when all questions have been answered.
- Questions already answered should disappear automatically.
- Scores are to be TYPED IN during Slideshow mode by clicking on the "0" and typing in the score.

GO

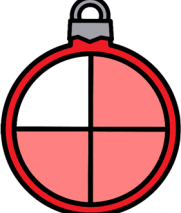
Done Question Board Quit

1	2	3	4	5
6	7	8	9	10
11	12	13	14	15
16	17	18	19	20

Team A	Team B	Team C	Team D	Tie
000	000	000	000	

Question 1


Name this fraction.

 = $\frac{3}{4}$

Answer Board


© 2015 Powerpoint Gaming

Question 2
Name this fraction.



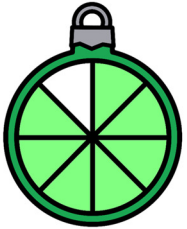
$= \frac{5}{6}$

Answer Board




© 2015 Powerpoint Gaming

Question 3
Name this fraction.



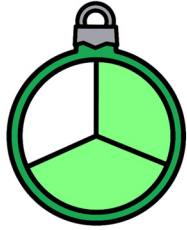
$= \frac{7}{8}$

Answer Board




© 2015 Powerpoint Gaming

Question 4
Name this fraction.



$= \frac{2}{3}$

Answer Board



© 2015 Powerpoint Gaming

Thanks for playing!

