


TENS & ONES

With Popsicle Sticks


1.NBT.2 Teacher vs. Students Game



© 2015 Powerpoint Gaming

HOW TO PLAY

- Choose a student to go first. Start with the first question.
- Click "Answer" box for the answer.
- Click "Board" to go back to the scoreboard.
- Click "Stop" to exit the game.
- Click "Done" when all questions have been answered.
- Questions answered disappear automatically.
- Scores are to be **TYPED IN** during Slideshow mode.
- Click on the "00" and typing in the desired score.
- The students get points for correct answers.
- The teacher gets points for incorrect answers.



© 2015 Powerpoint Gaming

Done QUESTION BOARD Stop

1	2	3	4	5
6	7	8	9	10
11	12	13	14	15
16	17	18	19	20

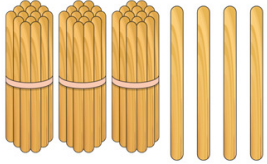
Teacher 000 STUDENTS 000 Tie



© 2015 Powerpoint Gaming


QUESTION 1

How many tens and ones are there?



3 Tens 4 Ones


ANSWER BOARD



© 2015 Powerpoint Gaming


Question 20

How many tens and ones are there?



3 Tens 5 Ones


ANSWER BOARD



© 2015 Powerpoint Gaming


Tie Breaker

How many tens and ones are there?



6 Tens 8 Ones

ANSWER BOARD



© 2015 Powerpoint Gaming

Thanks for playing!




Terms of Use

You may use this game for your classroom. Please do not share if you did not purchase multiple licenses. Do not alter them in any way. Please do not copy or resell my products!

Please provide feedback! Go to "[My Purchases](#)" and click "[Provide Feedback](#)". Earn TPT Credit for future purchases!

Become a follower on [TpT](#), [Pinterest](#), [Bloglovin'](#), [my Blog](#), and [Facebook](#) to win prizes and freebies.

Clip Art by Zip-A-Dee-Doo-Dah Designs and Sticky Foot Studio.
Fonts by KG Fonts.

